

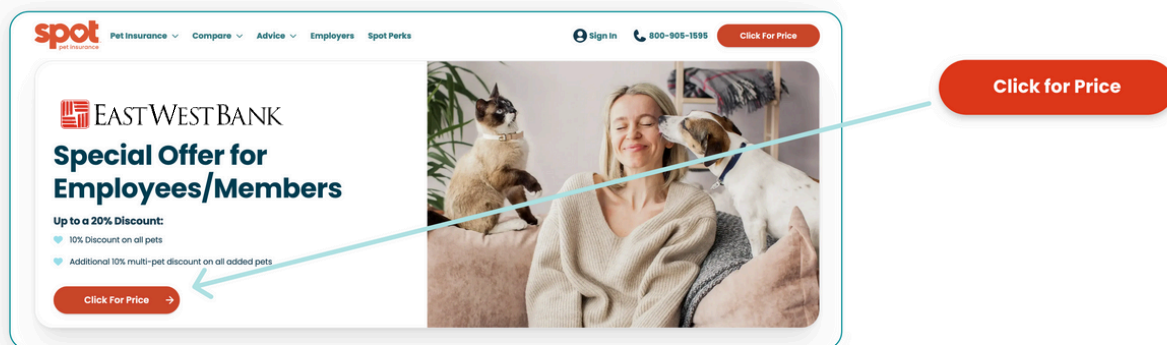
How to Get a Quote & Enroll: A Step-By-Step Guide



Whether you're a new pet parent or exploring your options, follow this easy guide to help find the right plan for your BFF today.

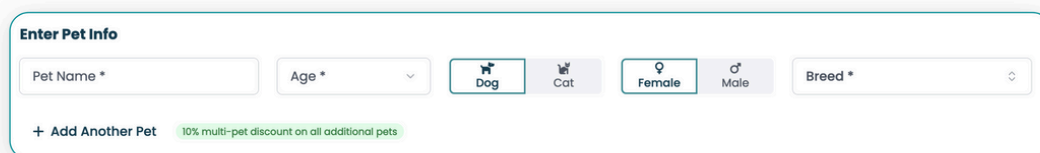
1 Start the Quote Process

- ♥ Open your browser and go to your company's designated landing page: <https://spotpet.link/eastwest>
- ♥ Click on the "Click for Price" button.



2 Enter Your Pet's and Your Own Information

- ♥ You will be prompted to enter information about your pet. This includes:
 - ♥ Pet's name, age, whether it's a dog or cat, gender, and breed.
- ♥ You can also "Add Another Pet" and receive a 10% multi-pet discount on each additional pet after the first!



- ♥ Finish off the section by entering your own basic information.
 - ♥ Your zip code, email address, first & last name, and mobile number (optional).

3 Create Your Plan

- ♥ After clicking "Select your coverage," you'll be presented with two different plan options (accompanied by an overview of what can be covered under each):

OR



- ♥ Once you choose your plan, customize it even more by adjusting:
 - ♥ The annual limit
 - ♥ The reimbursement rate
 - ♥ The annual deductible

Get Your Special Discount*
<https://spotpet.link/eastwest>



How to Get a Quote & Enroll: A Step-By-Step Guide

4 Explore Preventive Coverage Plans

- ♥ For an additional fee, you'll have the option to add a wellness plan.
- ♥ You can choose between our **Gold Plan** or our more comprehensive **Platinum Plan**.

Gold	
Up to \$250/yr in benefits	
Dental Cleaning	\$100
Dog DHLP or Cat FVRCP Vaccine/Titer	\$20
Rabies and/or Dog Lyme or Cat FIP Vaccine/Titer	\$20
Fecal Test	\$20

Platinum <small>Recommended for dogs ages 3-5</small>	
More reimbursements More benefits	
Dental Cleaning or Spay/Neuter	\$150
Dog DHLP or Cat FVRCP Vaccine/Titer	\$25
Rabies and/or Dog Lyme or Cat FIP Vaccine/Titer	\$25
Fecal Test	\$25
Health Certificate	\$25
Urinalysis	\$25

Note: Preventive care plans can help prevent future illnesses and help support your pet's overall health and longevity.

5 Review and Compare Plans

- ♥ Once you've selected and customized your plan, click "**Proceed to Checkout.**" You will see a summary of the costs and coverage details.
- ♥ Review the details carefully to ensure the plan meets your needs.

6 Choose a Payment Plan and Finalize

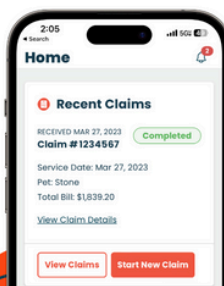
- ♥ Choose between being billed **monthly**, or **annually**.
- ♥ Provide your payment details and billing information.
- ♥ Read and accept the policy terms and conditions, and click "**Complete Purchase.**"

That's it! Following these steps should help you get a quote and enroll in a Spot Pet Insurance Plan.



Additional Tips:

- ♥ If you need further assistance, please contact our team by calling **800.905.1595**
- ♥ Get convenient access to your policy details, claim status, and more by downloading the Spot Pet Insurance app on your smartphone.



Get Your Special Discount*
<https://spotpet.link/eastwest>